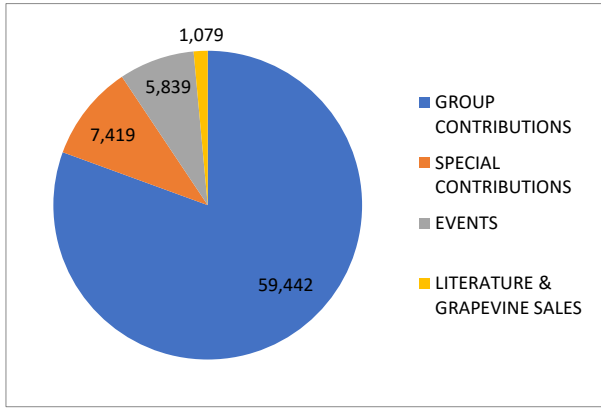
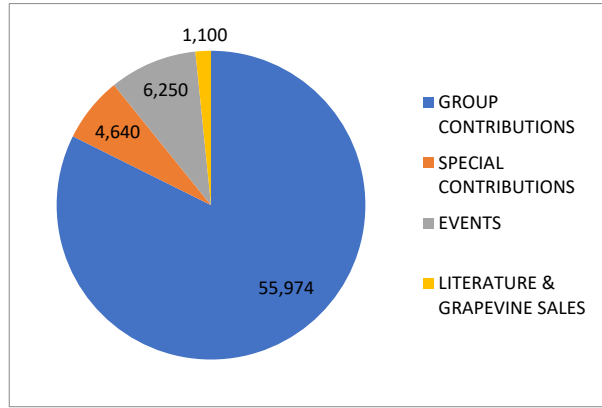


2018 Actual INCOME



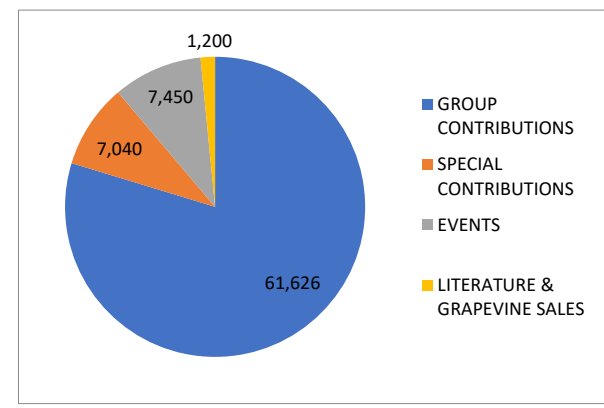
GROUP CONTRIBUTIONS	59,442
SPECIAL CONTRIBUTIONS	7,419
EVENTS	5,839
LITERATURE & GRAPEVINE SALES	1,079
Total Income	73,779

2019 Budgeted INCOME



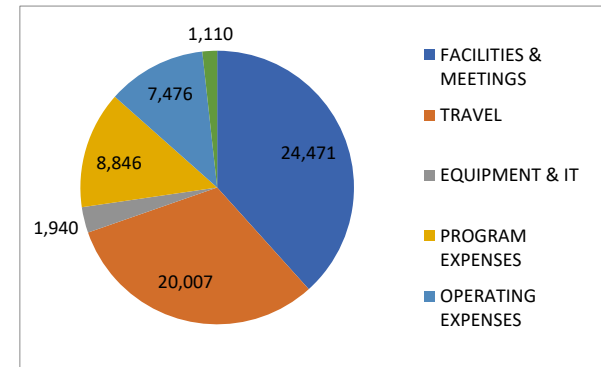
GROUP CONTRIBUTIONS	55,974
SPECIAL CONTRIBUTIONS	4,640
EVENTS	6,250
LITERATURE & GRAPEVINE SALES	1,100
Total Income	67,964

2020 Budgeted INCOME



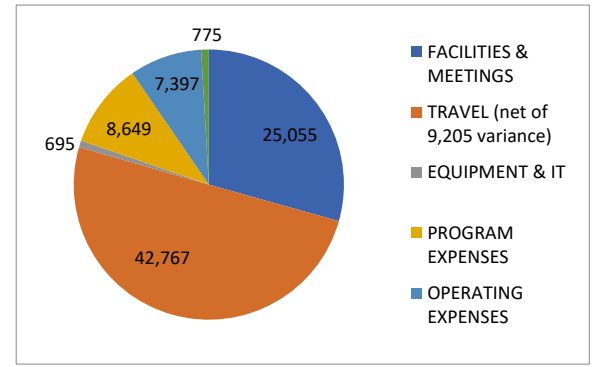
GROUP CONTRIBUTIONS	61,626
SPECIAL CONTRIBUTIONS	7,040
EVENTS	7,450
LITERATURE & GRAPEVINE SALES	1,200
Total Income	77,316

2018 Actual EXPENSE



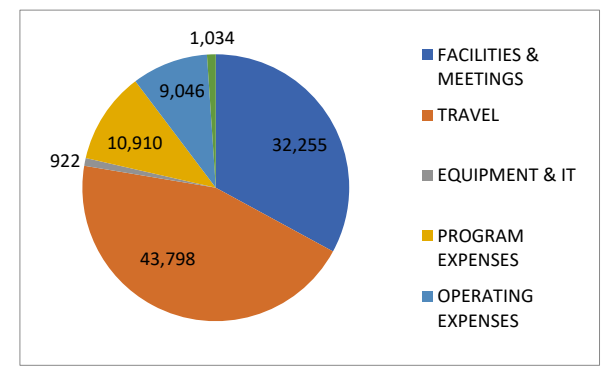
Expenses	
FACILITIES & MEETINGS	24,471
TRAVEL	20,007
EQUIPMENT & IT	1,940
PROGRAM EXPENSES	8,846
OPERATING EXPENSES	7,476
OTHER EXPENSES	1,110
Total Expenses	63,850
Net Operating Income (Loss)	9,929

2019 Budgeted EXPENSE



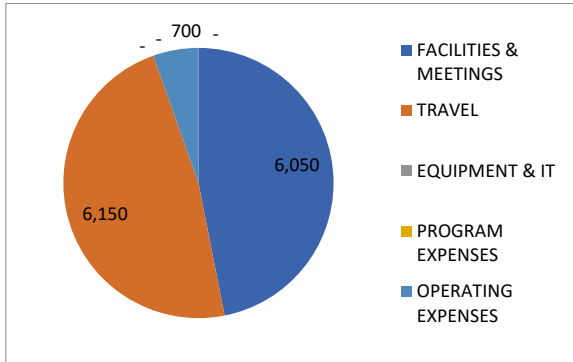
Expenses	
FACILITIES & MEETINGS	25,055
TRAVEL (net of 9,205 variance)	42,767
EQUIPMENT & IT	695
PROGRAM EXPENSES	8,649
OPERATING EXPENSES	7,397
OTHER EXPENSES	775
Total Expenses	85,338
Net Operating Income (Loss)	(17,374)

2020 Budgeted EXPENSE



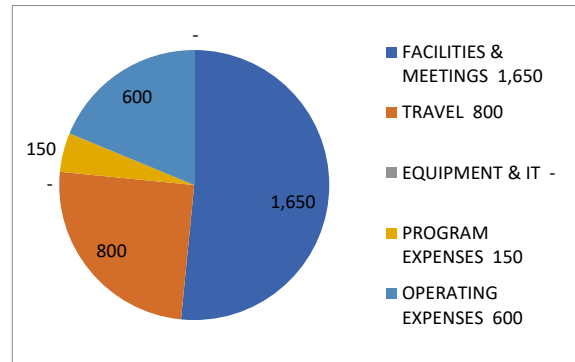
Expenses	
FACILITIES & MEETINGS	32,255
TRAVEL	43,798
EQUIPMENT & IT	922
PROGRAM EXPENSES	10,910
OPERATING EXPENSES	9,046
OTHER EXPENSES	1,034
Total Expenses	97,965
Net Operating Income (Loss)	(20,649)

2020 Budgeted EXPENSES RUSC



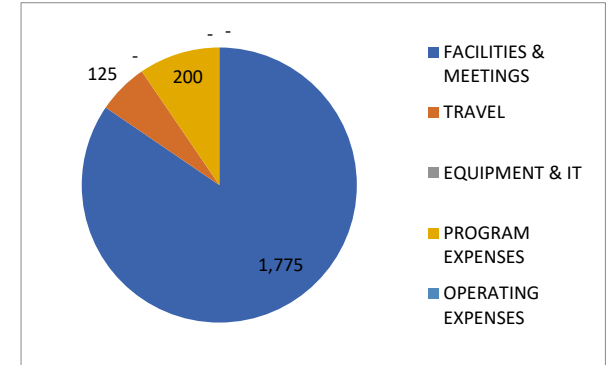
Income	5,250
Expenses	
FACILITIES & MEETINGS	6,050
TRAVEL	6,150
EQUIPMENT & IT	-
PROGRAM EXPENSES	-
OPERATING EXPENSES	700
OTHER EXPENSES	-
Total Expenses	12,900
Net Income (Loss)	(7,650)

2020 Budgeted EXPENSES TSLT



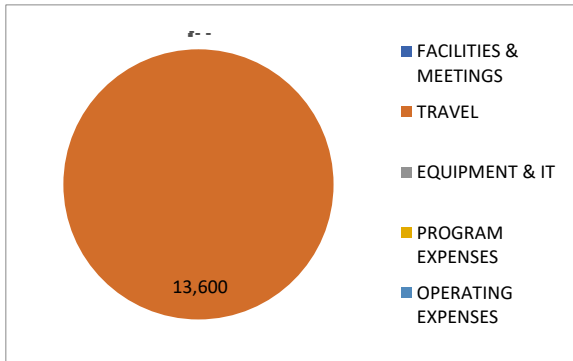
Income	100
Expenses	
FACILITIES & MEETINGS	1,650
TRAVEL	800
EQUIPMENT & IT	-
PROGRAM EXPENSES	150
OPERATING EXPENSES	600
OTHER EXPENSES	-
Total Expenses	3,200
Net Income (Loss)	(3,100)

2020 Budgeted EXPENSES State Fair



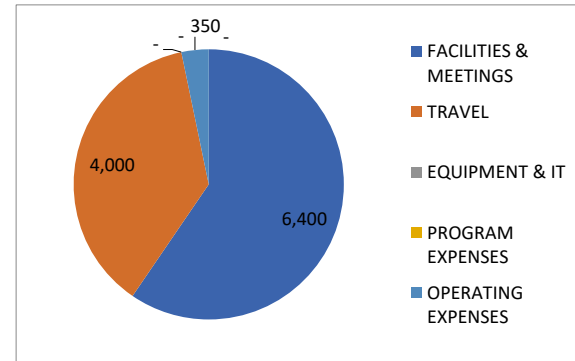
Income	500
Expenses	
FACILITIES & MEETINGS	1,775
TRAVEL	125
EQUIPMENT & IT	-
PROGRAM EXPENSES	200
OPERATING EXPENSES	-
OTHER EXPENSES	-
Total Expenses	2,100
Net Income (Loss)	(1,600)

2020 Budgeted EXPENSES West Central Conference & Forum



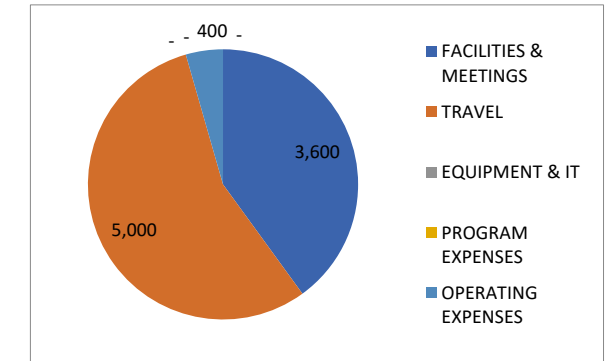
Income	-
Expenses	
FACILITIES & MEETINGS	-
TRAVEL	13,600
EQUIPMENT & IT	-
PROGRAM EXPENSES	-
OPERATING EXPENSES	-
OTHER EXPENSES	-
Total Expenses	13,600
Net Income (Loss)	(13,600)

2020 Budgeted EXPENSES Assemblies & Delegates Workshop



Income	1,400
Expenses	
FACILITIES & MEETINGS	6,400
TRAVEL	4,000
EQUIPMENT & IT	-
PROGRAM EXPENSES	-
OPERATING EXPENSES	350
OTHER EXPENSES	-
Total Expenses	10,750
Net Income (Loss)	(9,350)

2020 Budgeted EXPENSES Area Committee Meetings



Income	400
Expenses	
FACILITIES & MEETINGS	3,600
TRAVEL	5,000
EQUIPMENT & IT	-
PROGRAM EXPENSES	-
OPERATING EXPENSES	400
OTHER EXPENSES	-
Total Expenses	9,000
Net Income (Loss)	(8,600)